



INDEPENDENT AUDITOR'S REPORT

To the Members of **Shree Sahajanands Automeck Private Limited**

Report on the Financial Statements

Opinion

We have audited the accompanying financial statements of **Shree Sahajanands Automeck Private Limited** ("the Company"), which comprise the Balance Sheet as at 31st March, 2023 and the Statement of Profit and Loss for the year then ended, and notes to the financial statements including a summary of significant accounting policies and other explanatory information.

In our opinion and to the best of our information and according to the explanations given to us, the aforesaid financial statements give the information required by the **Companies Act, 2013** ('Act') in the manner so required and give a true and fair view in conformity with the accounting principles generally accepted in India, of the state of affairs of the Company as at March 31, 2023, its profit for the year ended on that date.

Basis for opinion

We conducted our audit in accordance with the standards on auditing specified under section 143 (10) of the Companies Act, 2013. Our responsibilities under those Standards are further described in the auditor's responsibilities for the audit of the financial statements section of our report. We are independent of the Company in accordance with the code of ethics issued by the Institute of Chartered Accountants of India together with the ethical requirements that are relevant to our audit of the financial statements under the provisions of the Act and the rules thereunder, and we have fulfilled our other ethical responsibilities in accordance with these requirements and the code of ethics.

We believe that the audit evidence we have obtained is sufficient and appropriate to provide a basis for our opinion.

Emphasis of Matter

We draw your attention to the following matter:

- (a) Note 47 to the financial statements which explain the liability in respect of defined benefit plans and other post-employment benefits is not calculated using the Projected Unit Credit Method and not spread over the period during which the benefit is expected to be derived from employees' services.

Our opinion is not modified in respect of these matters.

Key audit matters

Key audit matters are those matters that, in our professional judgment, were of most significance in our audit of the financial statements of the current period. These matters were addressed in the context of our audit of the financial statements as a whole, and in forming our opinion thereon, and we do not provide a separate opinion on these matters.

Reporting of key audit matters as per SA 701, Key Audit Matters are not applicable to the Company as it is an unlisted company.



Other Information

The Company's board of directors is responsible for the preparation of the other information. The other information comprises the information included in the Board's Report including Annexures to Board's Report, Business Responsibility Report but does not include the financial statements and our auditor's report thereon.

Our opinion on the financial statements does not cover the other information and we do not express any form of assurance conclusion thereon.

In connection with our audit of the financial statements, our responsibility is to read the other information and, in doing so, consider whether the other information is materially inconsistent with the financial statements or our knowledge obtained during the course of our audit or otherwise appears to be materially misstated. If, based on the work we have performed, we conclude that there is a material misstatement of this other information, we are required to report that fact.

We have nothing to report in this regard.

Responsibilities of Management and Those Charged with Governance for the Financial Statements

The Company's Board of Directors are responsible for the matters stated in Section 134(5) of the Act with respect to the preparation of these financial statements that give a true and fair view of the financial position, financial performance of the Company in accordance with the accounting principles generally accepted in India, including the Accounting Standards specified under Section 133 of the Act. This responsibility also includes maintenance of adequate accounting records in accordance with the provisions of the Act for safeguarding the assets of the Company and for preventing and detecting frauds and other irregularities; selection and application of appropriate accounting policies; making judgments and estimates that are reasonable and prudent; and design, implementation and maintenance of adequate internal financial controls, that were operating effectively for ensuring the accuracy and completeness of the accounting records, relevant to the preparation and presentation of the financial statements that give a true and fair view and are free from material misstatement, whether due to fraud or error.

In preparing the financial statements, management is responsible for assessing the Company's ability to continue as a going concern, disclosing, as applicable, matters related to going concern and using the going concern basis of accounting unless management either intends to liquidate the Company or to cease operations, or has no realistic alternative but to do so.

The board of directors are also responsible for overseeing the Company's financial reporting process.

Auditor's responsibilities for the audit of the financial statements

Our objectives are to obtain reasonable assurance about whether the financial statements as a whole are free from material misstatement, whether due to fraud or error, and to issue an auditor's report that includes our opinion. Reasonable assurance is a high level of assurance, but is not a guarantee that an audit conducted in accordance with SAs will always detect a material misstatement when it exists. Misstatements can arise from fraud or error and are considered material if, individually or in the aggregate, they could reasonably be expected to influence the economic decisions of users taken on the basis of these financial statements.

As part of an audit in accordance with SAs, we exercise professional judgment and maintain professional skepticism throughout the audit. We also:

- Identify and assess the risks of material misstatement of the financial statements, whether due to fraud or error, design and perform audit procedures responsive to those risks, and obtain audit evidence that is sufficient and appropriate to provide a basis for our opinion. The risk of not detecting a material misstatement resulting from fraud is higher than for one resulting from error, as fraud may involve collusion, forgery, intentional omissions, misrepresentations, or the override of internal control.
- Obtain an understanding of internal control relevant to the audit in order to design audit procedures that are appropriate in the circumstances. Under section 143(3)(i) of the Companies Act, 2013, we are also responsible for expressing our opinion on whether the company has adequate internal financial controls system in place and the operating effectiveness of such controls.



- Evaluate the appropriateness of accounting policies used and the reasonableness of accounting estimates and related disclosures made by management.
- Conclude on the appropriateness of management's use of the going concern basis of accounting and, based on the audit evidence obtained, whether a material uncertainty exists related to events or conditions that may cast significant doubt on the Company's ability to continue as a going concern. If we conclude that a material uncertainty exists, we are required to draw attention in our auditor's report to the related disclosures in the financial statements or, if such disclosures are inadequate, to modify our opinion. Our conclusions are based on the audit evidence obtained up to the date of our auditor's report. However, future events or conditions may cause the Company to cease to continue as a going concern.
- Evaluate the overall presentation, structure and content of the financial statements, including the disclosures, and whether the financial statements represent the underlying transactions and events in a manner that achieves fair presentation.

We communicate with those charged with governance regarding, among other matters, the planned scope and timing of the audit and significant audit findings, including any significant deficiencies in internal control that we identify during our audit.

We also provide those charged with governance with a statement that we have complied with relevant ethical requirements regarding independence, and to communicate with them all relationships and other matters that may reasonably be thought to bear on our independence, and where applicable, related safeguards. From the matters communicated with those charged with governance, we determine those matters that were of most significance in the audit of the financial statements of the current period and are therefore the key audit matters. We describe these matters in our auditor's report unless law or regulation precludes public disclosure about the matter or when, in extremely rare circumstances, we determine that a matter should not be communicated in our report because the adverse consequences of doing so would reasonably be expected to outweigh the public interest benefits of such communication.

Report on Other Legal and Regulatory Requirements

This Report does not include a statement on the matter's specified in Companies (Auditor's Report) Order, 2020 ("the Order") issued by the Central Government of India in terms of sub-section (11) of section 143 of the Companies Act 2013, since in our opinion and according to the information and explanation given to us, the said Order is not applicable to the company.

As required by Section 143(3) of the Act, we report that:

- (a) We have sought and obtained all the information and explanations which to the best of our knowledge and belief were necessary for the purposes of our audit;
- (b) In our opinion, proper books of account as required by law have been kept by the Company so far as it appears from our examination of those books;
- (c) The balance sheet and the statement of profit and loss dealt with by this report are in agreement with the books of account;
- (d) In our opinion, the aforesaid financial statements comply with the accounting standards specified under section 133 of the Act, read with rule 7 of the **Companies (Accounts) Rules, 2014**;
- (e) On the basis of the written representations received from the directors as on March 31, 2023 taken on record by the board of directors, none of the directors is disqualified as on March 31, 2023 from being appointed as a director in terms of Section 164 (2) of the Act;
- (f) With respect to the adequacy of the internal financial controls over financial reporting of the Company and the operating effectiveness of such controls, refer to our separate report in "Annexure A". Our report expresses an unmodified opinion on the adequacy and operating effectiveness of the Company's internal financial controls over financial reporting; and



(g) With respect to the other matters to be included in the Auditor's Report in accordance with Rule 11 of the Companies (Audit and Auditors) Rules, 2014, in our opinion and to the best of our information and according to the explanations given to us;

a. The Company does not have any pending litigations which would impact its financial position;

b. The Company did not have any long-term contracts including derivative contracts for which there were any material foreseeable losses; and

c. There has been no delay in transferring amounts, required to be transferred, to the Investor Education and Protection Fund by the Company.

d. (i) The management has represented that, to the best of its knowledge and belief, other than as disclosed in the notes to the accounts, no funds have been advanced or loaned or invested (either from borrowed funds or share premium or any other sources or kind of funds) by the company to or in any other person(s) or entity(ies), including foreign entities ("Intermediaries"), with the understanding, whether recorded in writing or otherwise, that the Intermediary shall, whether, directly or indirectly lend or invest in other persons or entities identified in any manner whatsoever by or on behalf of the company ("Ultimate Beneficiaries") or provide any guarantee, security or the like on behalf of the Ultimate Beneficiaries;

d. (ii) The management has represented, that, to the best of its knowledge and belief, other than as disclosed in the notes to the accounts, no funds have been received by the company from any person(s) or entity(ies), including foreign entities ("Funding Parties"), with the understanding, whether recorded in writing or otherwise, that the company shall, whether, directly or indirectly, lend or invest in other persons or entities identified in any manner whatsoever by or on behalf of the Funding Party ("Ultimate Beneficiaries") or provide any guarantee, security or the like on behalf of the Ultimate Beneficiaries; and

d. (iii) Based on audit procedures which we considered reasonable and appropriate in the circumstances, nothing has come to our notice that has caused us to believe that the representations under sub-clause (i) and (ii) contain any material mis-statement.

e. The company has not declared or paid any dividend during the year in contravention of the provisions of section 123 of the Companies Act, 2013.

(h) With respect to the matter to be included in the Auditors' Report under Section 197(16) of the Act, in our opinion and according to the information and explanations given to us, the limit prescribed by section 197 for maximum permissible managerial remuneration is not applicable to a private limited company.

(i) As proviso to rule 3(1) of the Companies (Accounts) Rules, 2014 is applicable for the company only w.e.f. April 1, 2023, reporting under this clause is not applicable.

For A M S D & Associates

Chartered Accountants

FRN No. 016392C

Basudev Agarwal

CA. Basudev Agarwal

Partner

Membership No. : 414196

UDIN: 23414196BGWNED8424



Place: Jamshedpur

Date: 01.09.2023

Shree Sahajanand Automack Private Limited

Balance Sheet as at 31st March 2023

Particulars	Note No.	(Rupees in Hundreds)	
		Figures as at the end of the current reporting period	Figures as at the end of the previous reporting period
(I) EQUITY AND LIABILITIES			
(1) Shareholders' funds			
(a) Share capital	2	35294.00	35294.00
(b) Reserves and surplus	3	136654.81	85776.75
(c) Money received against share warrants		-	-
(2) Share application money pending allotment		-	-
(3) Non-current liabilities			
(a) Long-term borrowings	4	204984.50	193822.42
(b) Deferred tax liabilities (Net)		-	-
(c) Other Long term liabilities		-	-
(d) Long-term provisions		-	-
(4) Current liabilities			
(a) Short-term borrowings	5	306716.89	295964.12
(b) Trade payables	6		
(A) Total outstanding dues of Micro Enterprises and Small Enterprises		121072.59	60919.17
(B) Total outstanding dues of creditors other than Micro Enterprises and Small Enterprises		31434.43	81593.02
(c) Other current liabilities	7	94821.33	86879.20
(d) Short-term provisions	8	-	387.85
TOTAL		930978.56	840636.52

(II) ASSETS			
(1) Non-current assets			
(a) Property Plant & Equipments and Intangible Assets	9		
(i) Property, Plant & Equipments	(i)	31344.79	20341.76
(ii) Intangible assets	(ii)	46317.13	48890.30
(iii) Capital work-in-progress	(iii)	108001.74	43067.70
(iv) Intangible assets under development		-	-
(b) Non-current investments	10	42099.00	42099.00
(c) Deferred tax assets (net)	43	306.96	3936.30
(d) Long-term loans and advances	11	5991.28	-
(e) Other non-current assets	12	2281.85	3919.55
		236342.75	162254.61
(2) Current assets			
(a) Current investments		-	-
(b) Inventories	13	402686.07	264765.38
(c) Trade receivables	14	240290.26	354080.37
(d) Cash and cash equivalents	15	29219.23	41814.19
(e) Short-term loans and advances	16	22440.26	17721.98
(f) Other current assets		-	-
TOTAL		930978.56	840636.52

Significant Accounting Policies
Notes on Financial Statements

1
2 to 51

AS PER OUR ANNEXED REPORT OF EVEN DATE

For A M S D & Associates

Chartered Accountants

Firm Registration No:- 016392C

CA. Basudev Agarwal

Partner

Membership No. 414196



For and on behalf of Board of Directors

Rajesh Suryakant Chawda

Director

(DIN: 06404199)

Anuradha Sonthalia

Anuradha Sonthalia

Director

(DIN: 05336077)

Place :- Jamshedpur

Dated :- 01.09.2023

Shree Sahjanands Automeck Private Limited
Profit & Loss statement for the year ended 31st March 2023

Particulars	Note No.	(Rupees in Hundreds)	
		Figures as at the end of the current reporting period	Figures as at the end of the previous reporting period
I Revenue from operations	17	1381764.13	921120.09
II Other income	18	3299.58	3153.92
III Total Income (I + II)		1385063.71	924274.01
IV Expenses:			
Cost of materials consumed	19	881130.62	519865.17
Purchases of Stock-in-Trade		-	-
Changes in inventories of finished goods work-in-progress and Stock-in-Trade	20	-27207.61	-
Employee benefits expense	21	188153.00	133681.24
Finance costs	22	50252.95	51275.28
Depreciation and amortization expense	9	9536.47	10851.66
Other expenses	23	213004.71	162356.08
Total expenses		1314870.15	878029.44
V Profit before exceptional and extraordinary items and tax (III-IV)		70193.56	46244.58
VI Exceptional items		-	-
VII Profit before extraordinary items and tax (V - VI)		70193.56	46244.58
VIII Extraordinary Items		-	-
IX Profit before tax (VII- VIII)		70193.56	46244.58
X Tax expense:			
(1) Current tax		15686.16	9496.22
(2) Deferred tax		3629.34	2596.43
		19315.50	12092.65
XI Profit (Loss) for the period from continuing operations (IX-X-XIV)		50878.06	34151.93
XII Profit/(loss) from discontinuing operations		-	-
XIII Tax expense of discontinuing operations		-	-
XIV Profit/(loss) from Discontinuing operations (after tax) (XII-XIII)		-	-
XV Profit (Loss) for the period (XI + XIV)		50878.06	34151.93
XVI Earnings per equity share:			
(1) Basic		144.15	96.76
(2) Diluted		144.15	96.76

Significant Accounting Policies
Notes on Financial Statements

1
2 to 51

AS PER OUR ANNEXED REPORT OF EVEN DATE

For A M S D & Associates
Chartered Accountants
Firm Registration No:- 016392C

For and on behalf of Board of Directors

Basudev Agarwal
CA. Basudev Agarwal
Partner
Membership No. 414196



Rajesh Suryakant Chawda
Rajesh Suryakant Chawda
Director
(DIN: 06404199)

Anuradha Sonthalia
Anuradha Sonthalia
Director
(DIN: 05336077)

Place :- Jamshedpur
Dated :- 01.09.2023

SIGNIFICANT ACCOUNTING POLICIES**Note: 1****A. Basis of Preparation of Financial Statements**

The Financial Statements have been prepared in accordance with historical cost convention with generally accepted accounting principles and provisions of the Companies Act 2013 (to the extent applicable) and the Accounting Standard notified in Companies (Accounting Standard) Rules, 2006, to the extent applicable.

The Company Generally follows mercantile system of accounting and recognizes significant items of income and expenditure on accrual basis.

B. Use of Estimates

The preparation of the Financial Statements in conformity with the generally accepted accounting principal require the management to make the estimates and assumptions that effect the reported amounts of the assets and liabilities as on the balance sheet date, the reported amount of revenue and expenses for the period and disclosure of contingent liabilities as on the balance sheet date. The estimates and assumptions used in these financial statements are based upon management's evaluations of the relevant facts and circumstances as of the date of financial statements. Actual result could differ from estimates.


C. Property Plant & Equipment**(i) Tangible Assets**

Tangible Assets are carried at cost less accumulated depreciation and accumulated impairment losses if any. The cost includes inward freights, non-refundable duties / taxes other incidental expenses directly incurred upon the date of commissioning of such assets. Impairment loss is recognized whenever the carrying amount of tangible fixed assets of a cash generating unit exceeds its recoverable amount (i.e higher of net selling price and value in use). Profit and loss on disposal of fixed assets is recognized in the statement of profit & Loss.

(ii) Intangible Assets

Intangible Assets are carried at cost net of accumulated amortization and accumulated impairment losses if any. Softwares are capitalized where it is expected to provide future enduring economic benefits. Capitalization cost includes license fees and cost of implementation / system integration services. The costs are capitalized in the year in which the relevant software is implemented for use. Impairment loss is recognized whenever the carrying amount of intangible fixed assets of a cash generating unit exceeds its recoverable amount (i.e. higher of net selling price and value in use).




Rajesh Suryakant Chawda
Director
(DIN: 06404199)


Anuradha Sonthalia
Director
(DIN: 05336077)

SIGNIFICANT ACCOUNTING POLICIES**D. Inventories**

The stock of raw materials and finished goods is valued at lower of cost and net realizable value. Cost is determined using FIFO method and includes relevant overheads, wherever applicable. The Stock of Stores and spares and packing materials have been valued at cost as estimated by the management.

E. Revenue Recognition

- (i) Incomes are accounted on accrual basis to the extent it is possible to ascertain the income with reasonable accuracy.
- (ii) Sales are recognized net of returns, on dispatch of goods to the customer and reflected in the accounts at gross realizable value net of Indirect Taxes.
- (iii) Service receipts are recognized as per percentage of completion method.
- (iv) Interest income is recognised on a time-proportion basis using the effective interest method. When a receivable is impaired, the Group reduces the carrying amount to its recoverable amount, being the estimated future cash flow discounted at original effective interest rate of the instrument, and thereafter amortising the discount as interest income.
- (v) Dividend income is recognised when the right to receive payment is established.

F. Depreciation

Depreciation on Property, Plant & Equipments has been provided on SLM method on prorata basis over the useful life prescribed in schedule II to the Companies Act, 2013 after considering salvage value of five percent of original cost. The Company has considered useful life of assets same as prescribed under the Companies Act, 2013.


G. Taxes on Income

Income Tax Expense for the year comprises of current tax and deferred tax. Current tax provision has been made as per the Income Tax Act, 1961. Deferred tax is recognized for all timing differences, subject to the consideration of prudence, applying the tax rates that have been substantively enacted by the Balance Sheet Date.

H. Foreign Currency Transactions

- i) Transactions denominated in foreign currencies are normally recorded at the exchange rate prevailing on the date of transaction or as per provision of 'Accounting Standard - 11' issued by the ICAI.




Rajesh Suryakant Chawda
Director
(DIN: 06404199)


Anuradha Sonthalia
Director
(DIN: 05336077)

SIGNIFICANT ACCOUNTING POLICIES

- ii) Monetary items denominated in foreign currency at the year end and not covered by the forward exchange contracts are translated at the year end rates and those covered by forward exchange contracts are translated at the rate ruling at the date of transaction as increased or decreased by the proportionate difference between the forward rate and exchange rate on the date of transactions, such difference having been recognized over the life of the contracts.
- iii) Any gain or loss on account of exchange difference either on settlement or on translation is changed to Profit & Loss Account.

I. Provisions & Contingencies

A provision is recognized for a present obligation as a result of past event it is possible that an outflow of resources will be required to settle the obligation and in respect of which a reliable estimate can be made. Provisions are determined based on best estimate of the amount required to settle the obligation at the Balance Sheet date.

Contingent Liabilities are disclosed when there is possible obligation arising from the past events, the existence of which will be confirmed only by the occurrence or non occurrence of one or more uncertain future events not wholly within the control of the company or a present obligation that arises from the past events where it is either not probable that an outflow of resources will be required to settle or reliable estimate of the amount cannot be made, is termed as contingent liability. Contingent Assets are neither recognized nor disclosed in the financial statement.

J. Borrowing costs


Borrowings costs directly attributable to the acquisition, construction or production of qualifying assets, which are assets that necessarily take a substantial period of time to get ready for their intended use or sale, are added to the cost of those assets, until such time as the assets are substantially ready for the intended use or sale.

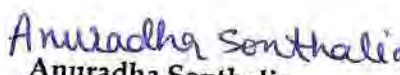
K. Employee Benefit Expenses

i. Short term employee benefits

The undiscounted amount of short-term employee benefits expected to be paid in exchange for the services rendered by employees are recognised as an expense during the period when the employees render the services. These benefits include performance incentive and compensated absences.




Rajesh Suryakant Chawda
Director
(DIN: 06404199)


Anuradha Sonthalia
Director
(DIN: 05336077)

SIGNIFICANT ACCOUNTING POLICIES

ii. **Post-employment benefits**

Defined contribution plans

A defined contribution plan is a post-employment benefit plan under which the Company pays specified contributions to a separate entity. The Company makes specified monthly contributions towards Provident Fund, Superannuation Fund and Pension Scheme. The Company's contribution is recognised as an expense in the Statement of Profit and Loss during the period in which the employee renders the related service.

For A M S D & Associates

Chartered Accountants

Firm Registration No: - 016392C

Basudev Agarwal

CA. Basudev Agarwal

Partner

Membership No. 414196



For and on behalf of Board of Directors

Rajesh Suryakant Chawda

Director

(DIN: 06404199)

Rajesh Suryakant Chawda

Anuradha Sonthalia

Anuradha Sonthalia

Director

(DIN: 05336077)

Shree Sahajanands Automeck Private Limited

Notes on Financial Statements for the Year ended 31st March, 2023

(Rupees in Hundreds)

As at 31st March, 2023 As at 31st March, 2022

Note: 2

SHARE CAPITAL

Authorised Share Capital:

50,000 Equity Shares of Rs 100/- each

50000.00

50000.00

Issued, Subscribed and Paid up:

35,294 Equity Shares of Rs 100/- each

35294.00

35294.00

35294.00

35294.00

(i) Terms / rights attached to Equity Shares

The Company has only one class of equity shares having a par value of Rs.10/- per share. Each holder of equity share is entitled to one vote per share. The Company has not declared any dividend on equity shares for the financial year 2022-23. In the event of liquidation of the company, the holder of equity shares will be entitled to receive remaining assets of the company, after distribution of all preferential amounts. The distribution will be in proportion to the number of of equity shares held by the shareholders.

(ii) Shares held by holding / ultimate holding company and / or their subsidiaries / associates

There is no holding company in current year and previous year.

(iii) Details of Shareholders holding more than 5% shares

Name of the Shareholder	No. of Shares	% held	No. of Shares	% held
Mrs. Neelam Chawda	9,500	26.92%	9,500	26.92%
Mr. Rajesh Suryakant Chawda	8,500	25.08%	8,500	25.08%
Mrs. Anuradha Sonthalia	9,000	25.50%	9,000	25.50%
Mr. Krishna Kant Sonthalia	8,294	23.50%	8,294	23.50%

(iv) The reconciliation of the number of shares outstanding is set out below:

	No. of Shares	No. of Shares
Equity Shares at the beginning of the year	35,294	35,294
Add: Share issued during the year	-	-
Less: Shares cancelled on buy back of Equity Shares	-	-
Equity Shares at the end of the year	35,294	35,294

(v) Shares held by the promoters at the end of the year

S. No.	Name of the Promoter	As at 31st March 2023		% change during the year	As At 31st March 2022	
		No of Shares	% of Total Shares		No of Shares	% of Total Shares
1	Mrs. Neelam Chawda	9,500	26.92%	-	9,500	26.92%
2	Mr. Rajesh Suryakant Chawda	8,500	24.08%	-	8,500	24.08%
3	Mrs. Anuradha Sonthalia	9,000	25.50%	-	9,000	25.50%
4	Mr. Krishna Kant Sonthalia	8,294	23.50%	-	8,294	23.50%

Note - 3

RESERVE AND SURPLUS

Security Premium

38446.88

38446.88

Profit and Loss Account

As per last Balance Sheet

47329.87

12533.66

Add: Profit for the year

50878.06

34151.93

Add: Provision for Income Tax Reversed

-

644.28

98207.93

47329.87

Less: Appropriations

98207.93

47329.87

136654.81

85776.75



Rajesh Suryakant Chawda

Director

(DIN: 06404199)

Anuradha Sonthalia

Anuradha Sonthalia

Director

(DIN: 05336077)

Note - 4

LONG TERM BORROWINGS

Secured Loan

Vehicle Loan from HDFC Bank	29743.64	29340.25
Less: Will be paid in next twelve months	-10787.60	-10040.61

Unsecured Loan

ICICI Bank Business loan	-	3290.93
Less: Will be paid in next twelve months	-	-3290.93

Tata Capital Financial Services Ltd.	3494.31	11749.96
Less: Will be paid in next twelve months	-3494.31	-8255.65

Bajaj Finance Ltd.	11000.00	11000.00
Less: Will be paid in next twelve months	-	-

Related Parties

From Body Corporate	132004.28	112004.28
From Directors & their relatives	43024.19	48024.19

204984.50	193822.42
-----------	-----------

(i) The charges details of EMI Based secured Loans are as below:-

Financer Name	EMI (Rupees in Hundreds)	Total EMI	EMI Pending as on Balance Sheet date	Primary charge
HDFC Audi Car Loan	425.00	94	29	Over respective Vehicle Purchase .
HDFC Audi Car Loan Top Up	177.07	64	16	Over respective Vehicle Purchase .
HDFC Bolero Loan	219.35	36	6	Over respective Vehicle Purchase .
HDFC Swift Car Loan	138.32	60	32	Over respective Vehicle Purchase .

(ii) The details of EMI Based unsecured Loans are as below:-

Financer Name	EMI (Rupees in Hundreds)	Total EMI	EMI Pending as on Balance Sheet date
Bajaj Finance Ltd	165.00	96	22
Tata Capital Financial Services Ltd	816.14	45	5

Note - 5

SHORT TERM BORROWINGS

Secured Loan

Cash Credit Facility From HDFC Bank	292434.98	174376.93
Cash Credit Facility From HDFC Bank	-	100000.00

Current Maturities of Long Term Loan

Vehicle Loan from HDFC Bank (Will be paid in next twelve months)	10787.60	10040.61
---	----------	----------

Unsecured Loan

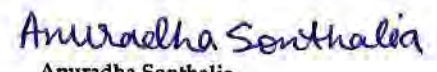
ICICI Bank Business loan	-	3290.93
Tata Capital Financial Services Ltd. (Will be paid in next twelve months)	3494.31	8255.65

306716.89	295964.12
-----------	-----------

(i) Cash Credit from bank is secured by Primary charge over Stock, Books Debts and other current Assets of the company's present and future and charge over the Industrial Plot of the Company situated at E-48, Industrial Area, EMC Plots, Near Phase VII, Adityapur Industrial Area, Adityapur, Seraikela - Kharshwan, Jharkhand -833219 and further secured by personal guarantee of the Directors of the Company. The cash credit is repayable on demand.




Rajesh Suryakant Chawda
Director
(DIN: 06404199)


Anuradha Sonthalia
Director
(DIN: 05336077)

(ii) The charges details of EMI Based secured Loans are as below:-

Financer Name	EMI (Rupees in Hundreds)	Total EMI	EMI Pending as on Balance Sheet date	Primary charge
HDFC Audi Car Loan	425.00	94	29	Over respective Vehicle Purchase .
HDFC Audi Car Loan Top Up	177.07	64	16	Over respective Vehicle Purchase .
HDFC Bolero Loan	219.35	36	6	Over respective Vehicle Purchase .
HDFC Swift Car Loan	138.32	60	32	Over respective Vehicle Purchase .

(iii) The details of EMI Based unsecured Loans are as below:-

Financer Name	EMI (Rupees in Hundreds)	Total EMI	EMI Pending as on Balance Sheet date
Bajaj Finance Ltd	165.00	96	22
Tata Capital Financial Services Ltd	816.14	45	5

Note - 6

TRADE PAYABLE

(a) total outstanding dues of micro enterprises and small enterprises	121072.59	60919.17
(b) total outstanding dues of creditors other than micro enterprises and small enterprises	31434.43	81593.02
	<u>152507.02</u>	<u>142512.19</u>

(i) The above information have been disclosed to the extent such suppliers could be identified by the Management on the basis of information available with the Company and the same has been relied upon by the auditors.

Ageing Schedule of Trade Payable is as Below

As At March 31,2023

Particulars	Not Due	Outstanding for the following periods from due date of payment				Total
		Less than 1 Year	1-2 Years	2-3 Years	More than 3 years	
Undisputed Dues- MSME	-	53675.78	40075.73	27321.09	-	121072.59
Undisputed Dues- Others	-	14297.38	15711.74	1425.31	-	31434.43
Disputed Dues- MSME	-	-	-	-	-	-
Disputed Dues- Others	-	-	-	-	-	-
	-	-	55787.47	28746.40	-	152507.02
Add Unbilled dues						-
Total Trade Payables						152507.02

As At March 31,2022

Particulars	Not Due	Outstanding for the following periods from due date of payment				Total
		Less than 1 Year	1-2 Years	2-3 Years	More than 3 years	
Undisputed Dues- MSME	-	4217.55	56701.62	-	-	60919.17
Undisputed Dues- Others	-	76015.32	5273.89	303.81	-	81593.02
Disputed Dues- MSME	-	-	-	-	-	-
Disputed Dues- Others	-	-	-	-	-	-
	-	-	61975.50	303.81	-	142512.19
Add Unbilled dues						-
Total Trade Payables						142512.19

Note - 7

OTHER CURRENT LIABILITIES

Creditors for Capital Goods	16883.09	18495.01
Liabilities for Expenses	22850.77	22870.82
Statutory Liabilities Payables	22919.23	21190.63
Advance from Customers	32168.24	24322.74
	<u>94821.33</u>	<u>86879.20</u>



Rajesh Suryakant Chawda
Rajesh Suryakant Chawda
Director
(DIN: 06404199)

Anuradha Sonthalia
Anuradha Sonthalia
Director
(DIN: 05336077)

Note - 8

SHORT TERM PROVISIONS

Provision for taxation (Net of Advance Tax, TDS & TCS)

- 387.85

- 387.85

Note - 10

NON CURRENT INVESTMENTS

Investment in Shares of Unlisted Company

Adityapur Electronic Manufacturing Cluster Limited

Face Value

No of Shares/ Units

100

42,099

42099.00

42099.00

42099.00

42099.00

Note - 11

LONG TERM LOANS AND ADVANCES

(Recoverable in cash or in kind or for value to be received)

OTHER LOANS AND ADVANCES

(a) Considered good - Secured

- -

(b) Considered good - Unsecured

Research and Development

- -

ADVANCE FOR CAPITAL GOODS

(a) Considered good - Secured

(b) Considered good - Unsecured

Advance for Capital Goods

5991.28

- -

(c) Loans Receivables which have significant increase in Credit Risk (Refer Note 46)

- -

(d) Credit impaired (Refer Note 46)

- -

5991.28

- -

Note - 12

OTHER NON- CURRENT ASSETS

SECURITY DEPOSITS

Security Deposits

2281.85

3919.55

2281.85

3919.55

Note - 13

INVENTORIES

Raw Materials

Bills In Progress

375478.46

264765.38

27207.61

-

402686.07

264765.38

Note - 14

TRADE RECEIVABLES

(a) Trade Receivables considered good - Secured

- -

(b) Trade Receivables considered good - Unsecured

237916.46

344367.39

(c) Trade Receivables considered good - Doubtful

2373.80

9712.98

(d) Trade Receivables which have significant increase in Credit Risk

- -

(Refer Note 46)

(e) Trade Receivables - credit impaired (Refer Note 46)

- -

240290.26

354080.37

Ageing of Trade Receivable

As At March 31, 2023

Particulars	Outstanding for the following period from the due date of Payment					Total
	Less Than 6 Months	6 Months to 1 Year	1-2 Years	2-3 Years	More than 3 years	
Undisputed - Considered Good	147231.67	47842.03	10309.12	32533.64	-	237916.46
Undisputed - Considered Doubtful	-	1029.80	-	-	-	1029.80
Disputed - Considered Good	-	-	-	-	-	-
Disputed - Considered Doubtful	-	-	1344.00	-	-	1344.00



Rajesh Suryakant Chawda
Rajesh Suryakant Chawda
Director
(DIN: 06404199)

Anuradha Sonthalia
Anuradha Sonthalia
Director
(DIN: 05336077)

Ageing of Trade Receivable
As At March 31,2022

Particulars	Outstanding for the following period from the due date of Payment					Total
	Less Than 6 Months	6 Months to 1 Year	1-2 Years	2-3 Years	More than 3 years	
Undisputed - Considered Good	16592.86	114212.74	36027.92	177533.86	-	344367.39
Undisputed - Considered Doubtful	-	1231.95	-	-	-	1231.95
Disputed - Considered Good	-	-	-	-	-	-
Disputed - Considered Doubtful	1344.00	7137.03	-	-	-	8481.03

Note - 15

CASH AND BANK BALANCES

Cash & Cash equivalents

Cash in Hand	8393.68	3645.09
Balance with scheduled Bank		
In IDBI Current Account	2959.49	9308.88
In Axis Bank Current Account	.75	-
Other Bank Balances		
Current		
- Cumulative Fixed Deposit with HDFC/ Axis Bank for remaining maturity of more than 3 months but Less than 12 months	-	25393.86
Non- Current		
- Cumulative Fixed Deposit with HDFC/ Axis Bank for remaining maturity of more than 12 months	17865.31	3466.36
<i>All of the above deposits are charged as security deposit against borrowings, guarantees and other commitments.</i>		
	29219.23	41814.19

Note - 16

SHORT TERM LOANS AND ADVANCES

(Recoverable in cash or in kind or for value to be received)

OTHERS

(a) Considered good - Secured

(b) Considered good - Unsecured

Advance to Suppliers	3752.18	11536.97
Advance to Staff for Expenses	165.65	169.23
Advance against Salary	1577.49	1982.44
Advance for Expenses	712.93	64.26
Others Receivables	249.50	554.27
Prepaid Expenses <i>(Will be written off in next twelve months)</i>	-	15.97
Balance with Revenue Authorities		
Income Tax Refundable (Net of Provisions)	10626.27	40.28
GST Cash Ledger	3246.82	12.90
GST Input Receivable	2069.15	3345.66
IT Refund due	40.28	-
(c) Loans Receivables which have significant increase in Credit Risk <i>(Refer Note 46)</i>	-	-
(d) Credit impaired <i>(Refer Note 46)</i>	-	-
	22440.26	17721.98



Rajesh Suryakant Chawda
Director
(DIN: 06404199)

Anuradha Sonthalia
Anuradha Sonthalia
Director
(DIN: 05336077)

Shree Sahajanands Automeck Private Limited

Notes on Financial Statements for the Year ended 31st March, 2023

(Rupees in Hundreds)

As at 31st March, 2023

As at 31st March, 2022

Note - 17**REVENUE FROM OPERATIONS**

(a) Sales & Services	1381764.13	921120.09
(b) Other Operating Revenues	-	-
	<u>1381764.13</u>	<u>921120.09</u>

Note - 18**OTHER INCOME**

Interest on Fixed Deposits	1041.90	484.08
Discount Received	669.54	737.05
Bad Debts Recovered	-	111.88
Duty Drawback Received	438.26	190.65
Other Income	510.00	1630.26
Liabilities no Longer Required written off	322.00	-
Foreign Exchange Fluctuation Gain	317.88	-
	<u>3299.58</u>	<u>3153.92</u>

Note - 19**COST OF MATERIALS CONSUMED****Consumption of Raw Materials**

Opening Stocks	264765.38	183693.48
Add: Purchases	991843.70	600937.07
	<u>1256609.08</u>	<u>784630.55</u>
Less: Closing Stock	375478.46	264765.38
	<u>881130.62</u>	<u>519865.17</u>

Note - 20**CHANGE IN INVENTORIES OF FINISHED GOODS****WORK-IN-PROGRESS AND TRADED**

Inventories (at close)		
Bills in Progress	27207.61	-
Inventories (at commencement)		
Bills in Progress		
	<u>-27207.61</u>	<u>-</u>

Note - 21**EMPLOYEES BENEFIT EXPENSES**

Salary & Wages	107825.69	80954.95
Director Remuneration	74160.00	48720.00
PF Contribution	2887.81	2096.15
ESI Contribution	827.54	845.25
Staff & Labour Welfare	2451.96	1064.89
	<u>188153.00</u>	<u>133681.24</u>

Note - 22**FINANCE COST**

Bank Commission & Charges	2341.71	1545.98
Interest on Bank/NBFC Loan	31242.35	25300.12
Interest on Statutory Dues	273.01	805.41
Interest on Loan	16395.89	23623.78
	<u>50252.95</u>	<u>51275.28</u>



(Signature)

Rajesh Suryakant Chawda
Director
(DIN: 06404199)

Anuradha Sonthalia
Anuradha Sonthalia
Director
(DIN: 05336077)

Note - 23

OTHER EXPENSES

Stores and Consumables	2268.31	202.90
Assembling & Services Charges Paid	60966.32	35535.88
Packing Materials & Sticking Charges	4826.50	2063.79
Site Expenses	14989.79	208.11
Power & Fuel	4189.92	1641.88
Freight Inward	9872.40	5915.34
Clearing and Forwarding Charges	2425.88	2990.36
Fees and Taxes	1.50	1519.36
Insurance Charges	3349.07	1139.61
Tour, Travelling and conveyance	41351.55	29148.22
Office and Workshop Rent	5505.25	7005.00
Telephone/Internet charges	425.34	480.87
Local Transportation Expenses	3990.45	1368.40
Advertisement & Web Services Expenses	6861.78	2507.95
Office Expenses	9501.98	1971.70
Miscellaneous Expenses	410.01	499.64
Audit Fees	400.00	300.00
Commission Paid	-	46415.03
Freight Outward	8607.89	4056.67
Postage and Courier	446.87	861.85
Deductions and Discount	10273.05	5448.02
Repair and maintenance	6217.26	3129.48
Consultancy Charges	1197.80	1205.60
Loading and unloading expense	2870.58	1500.30
Printing and stationary	987.02	453.61
Tender fee	128.76	663.70
Sales Promotion Expenses	5056.47	2696.88
Foreign Exchange Fluctuation Loss	-	221.79
Bad Debts	3851.77	1204.14
Donation	2031.20	-
	213004.71	162356.08

Note - 24 Contingent Liabilities & Commitments (To the Extent Not Provided for)

(a) Bank Guarantees to

- (i) Rainapadu Railways
(ii) Western Coal Field Limited
(iv) Mahanadi Coal Fields Limited
(v) Steel Authority of India Limited Baloni
(vi) Ministry of Railways, Jabalpur

(Rupees in Hundreds)

(i) Rainapadu Railways	378.00	378.00
(ii) Western Coal Field Limited	-	899.80
(iv) Mahanadi Coal Fields Limited	-	6243.00
(v) Steel Authority of India Limited Baloni	-	3578.61
(vi) Ministry of Railways, Jabalpur	-	560.50
	378.00	11659.91

Note - 25 Amount of Dividend Proposed : NIL

Note - 26 Securities Made for Specific Purpose : NIL

Note - 27 The Company has used the borrowings from the bank and Financial institution for the specific purpose for which it was taken at the balance sheet date.

Note - 28 The title Deeds of the immovable properties are in the name of the company.

Note - 29 The company has not revalued its Property Plant & Equipments (Including right to use assets) during the Financial Year.

Note - 30 The company has not revalued its Intangible Assets during the Financial Year.

Note - 31 Loans and Advances in the nature of loans granted to Promoters, Directors, KMP and related parties: NIL

Note - 32 The Company does not have any Benami property, where any proceeding has been initiated or pending against the company for holding any Benami property.

Note - 33 The Company has borrowings on the basis of security against current assets and the OIS data match with the books of accounts.



Rajesh Suryakant Chawda
Director
(DIN: 06404199)

Anuradha Sonthalia
Anuradha Sonthalia
Director
(DIN: 05336077)

Shree Sahjanands Automeck Private Limited

Notes on Financial Statements for the Year ended 31st March, 2023

Note - 34 The Company does not have any transactions with companies struck off under section 248 of the Companies Act, 2013 or section 560 of Companies Act, 1956.

Note - 35 The Company have some charges or satisfaction which is yet to be registered with ROC beyond the statutory period as tabulated below:

A brief description of the charges or satisfaction	The location of the Registrar	The period (in days or months) by which such charge had to be registered as on March 31, 2023	The period (in days or months) by which such charge had to be registered as on March 31, 2022	Reason for delay in registration
<u>Registration of Charge</u> HDFC Bank Rs. 31,00,000/-	Jharkhand	1994 Days	1629 Days	Charge Documents not received from financier.
<u>Registration of Charge</u> HDFC Bank Rs. 7,46,930/-	Jharkhand	1474 Days	1109 Days	Charge Documents not received from financier.
<u>Registration of Charge</u> HDFC Bank Rs. 7,00,000/-	Jharkhand	932 Days	567 Days	Charge Documents not received from financier.

Note - 36 The company has complied with the number of layers prescribed under clause (87) of section 2 of the Act read with the Companies (Restriction on number of Layers) Rules, 2017.

Note - 37 The Company does not have any undisclosed income which is not recorded in the books of account that has been surrendered or disclosed as income during the year (previous year) in the tax assessments under the Income Tax Act, 1961 (such as, search or survey or any other relevant provisions of the Income Tax Act, 1961.

Note - 38 The Company has not traded or invested in Crypto currency or Virtual Currency during the financial year.

Note - 39 Expenditure & Earnings in Foreign Currencies:
Disclosure of C. I. F. Value of Import

Particulars	31.03.2023	31.03.2022
Raw Materials	15190.98	19489.00

Note - 40 Disclosure of Earnings Per Share

Particulars	31.03.2023	31.03.2022
Profit/(Loss) for the year (Rupees In Hundreds)	50878.06	34151.93
<u>Number of Shares</u>		
As at the commencement of the year (Nos.)	35,294	35,294
Issue during the year	-	-
As at end of the year (Nos.)	35,294	35,294
<u>Earning Per Share</u>		
Basic (In Rs.)	144.15	96.76
Diluted (In Rs.)	144.15	96.76

Note - 41 Segment Reporting

The entire operation of the company results to Assembling & Trading of Industrial Machinery. As such there is no separate reportable segment as defined under Accounting Standard - 17 " Segment Reporting " issued by ICAI.

Note - 42 Related Party Disclosure

Name and relationship with Related Parties:

i) Subsidiary Companies	- NIL -
ii) Entities where Key Management Personnel and their relatives have great influence	United Air Express United Infracore Limited Solidity Tie-Up Private Limited Tatanagar Resource Private Limited Durgapur Corporation Private Limited United Ferrocast Private Limited United Adirath Private Limited SAPL Infrastructures Private Limited Avyukt Constructor LLP
iii) Key Management Personnel	Mrs. Neelam Chawda Mr. Rajesh Suryakant Chawda Mrs. Anuradha Sonthalia Mr. Krishna Kant Sonthalia



Rajesh Suryakant Chawda
Director
(DIN: 06404199)

Anuradha Sonthalia
Anuradha Sonthalia
Director
(DIN: 05336077)

Note - 43 Disclosure of transactions between the Company and related parties and the status of outstanding balance as on 31st March, 2023.

(Rupees in Hundreds)

Particulars	Subsidiaries	Entities where Key Management Personnel and their Relatives have significant influence	Key Management Personnel & Relatives	Total
Directors' Remuneration	NIL (NIL)	NIL (NIL)	74160.00 -48720.00	74160.00 -48720.00
Sales	NIL (NIL)	176125.47 -119459.71	NIL (NIL)	176125.47 -119459.71
Loan Taken	NIL (NIL)	132004.28 -112004.28	43024.19 -48024.19	175028.47 -160028.47
Interest on Loan Paid	NIL (NIL)	10438.64 -15120.00	5701.42 -4948.72	16140.06 -20068.72

Note: Figures in Minus represents Previous Year's amount.

Note - 44 Deferred Taxes: The significant Components & Classification of deferred tax assets and liabilities on account of Timing differences are:

(Rupees in Hundreds)

Particulars	Deferred Tax Liability/(Assets) As at 01.04.2022	Current Year Charges/(Credit)	Deferred Tax Liability/(Assets) As at 31.03.2023
Deferred Tax Liabilities:			
Difference between Book & Tax depreciation	2596.43	3629.34	6225.77
Deferred Tax Assets:			
Difference between Book & Tax Depreciation	6532.73		6532.73
Deferred Tax Liability/(Assets) (Net)	-3936.30	3629.34	-306.96

Note - 45 Directors' Remuneration Rs. 74160.00 Rupees In Hundreds. (Previous Year Rs. 48720.00 Rupees In Hundreds).

Note - 46 Ind AS Compliance not applicable to the Company therefore significant increase in Credit Risk and credit impairment exercise not done.

Note - 47 The liability in respect of defined benefit plans and other post-employment benefits is not calculated using the Projected Unit Credit Method and not spread over the period during which the benefit is expected to be derived from employees' services. Actuarial gains and losses in respect of post-employment and other long term benefits are not charged to the Statement of Profit and Loss.

Note - 48 The Ratios as required by revised Schedule III is attached as an annexure to this Financial Statement.

Note - 49 The Company is covered under the Definition of SMC as per Companies (Accounting Standards) Rules 2021 and availed all the exemptions available to SMC in that Rule.

Note - 50 The figures have been rounded off nearest to Hundreds with two decimal places.

Note - 51 Previous Year figure have been regrouped/reclassified where ever necessary to correspond with the current year's classification/disclosure.

AS PER OUR ANNEXED REPORT OF EVEN DATE

For A M S D & Associates

Chartered Accountants

Firm Registration No:- 016392C

CA. Basudev Agarwal

Partner

Membership No. 414196



For and on behalf of Board of Directors

Rajesh Suryakant Chawda

Director

(DIN: 06404199)

Anuradha Sonthalia

Director

(DIN: 05336077)

Place :- Jamshedpur

Dated :- 01.09.2023

Note- 47

FINANCIAL RATIOS

The ratios as per the latest amendment to Schedule III are as below:

(Rupees in Hundreds)

S No.	Ratio	Formula	Particulars		31-Mar-23		31-Mar-22		Ratio as on	Ratio as on	Variation	Reason (If variation is more than 25%)
			Numerator	Denominator	Numerator	Denominator	31-Mar-23	31-Mar-22				
(a)	Current Ratio	Current Assets / Current Liabilities	Current Assets = Inventories + Current Investment + Trade Receivable + Cash & Cash Equivalents + Other Current Assets + Contract Assets + Assets held for Sale	Current Liability = Short term borrowings + Trade Payables + Other financial Liability+ Current tax (Liabilities) + Contract Liabilities+ Provisions + Other Current Liability	694635.81	554045.24	678381.92	525743.36	1.25	1.29	-2.83%	NA
(b)	Debt-Equity Ratio	Debt / Equity	Debt= long term borrowing + Short-term borrowings	Equity= Share capital + Reserve and Surplus	511701.39	171948.81	489786.54	121070.75	2.98	4.05	-26.44%	Due to increase Debts, this ratio decreased.
(c)	Debt Service Coverage Ratio	Net Operating Income / Debt Service	Net Operating Income= Net profit after taxes + Non-cash operating expenses + finance cost related to Term Loan or EMI based Loans	Debt Service = Interest & Lease Payments + Principal Repayments	66389.66	27911.47	55058.41	33011.35	2.38	1.67	42.61%	Due to increase in net operating income, this ratio increased.
(d)	Return on Equity Ratio	Profit after tax less pref. Dividend x 100 / Shareholder's Equity	Net Income= Net Profits after taxes - Preference Dividend	Shareholder's Equity	50878.06	35294.00	34151.93	35294.00	1.44	0.97	48.98%	Due to increase in Net Income, this ratio increased.



(Signature)
Rajesh Suryakant Chawda
Director
(DIN: 06404199)

(Signature)
Anuradha Sonthalia
Director
(DIN: 05336077)

Continue....

Shree Sahajanands Automeck Private Limited

Notes forming part of the Financial Statements for the year ended 31st March, 2023

(Rupees in Hundreds)

S No.	Ratio	Formula	Particulars		31-Mar-23		31-Mar-22		Ratio as on	Ratio as on	Variation	Reason (If variation is more than 25%)
			Numerator	Denominator	Numerator	Denominator	31-Mar-23	31-Mar-22				
(e)	Inventory Turnover Ratio	Cost of Goods Sold / Average Inventory	Cost of Goods Sold	(Opening Inventory + Closing Inventory) / 2	1068397.90	333725.72	654229.51	224229.43	3.20	2.92	9.73%	NA
(f)	Trade Receivables Turnover Ratio	Net Credit Sales / Average Trade Receivables	Net Credit Sales	(Opening Trade Receivables + Closing Trade Receivables) / 2	1381764.13	297185.31	921120.09	346087.73	4.65	2.66	74.69%	Due to increase in net credit sales , this ratio increased.
(g)	Trade Payables Turnover Ratio	Net Credit Purchases / Average Trade Payables	Net Credit Purchases	(Opening Trade Payables + Closing Trade Payables) / 2	991843.70	147509.61	600937.07	118916.66	6.72	5.05	33.06%	Due to increase in net credit purchases , this ratio increased.
(h)	Net Capital Turnover Ratio	Revenue / Average Working Capital	Revenue	Average Working Capital= Average of Current assets - Current liabilities	1385063.71	146614.56	924274.01	150574.94	9.45	6.14	53.90%	Due to increase in revenue , this ratio increased.
(i)	Net Profit Ratio	Net Profit after tax / Net Sales	Net Profit after tax	Net Sales	50878.06	1381764.13	34151.93	921120.09	0.04	0.04	-0.69%	NA
(j)	Return on Capital Employed	EBIT / Capital Employed	EBIT= Earnings before interest and taxes	Capital Employed= Total Assets - Current Liability	120446.51	376933.32	97519.86	314893.16	0.32	0.31	3.18%	NA
(k)	Return on Investment	Net Profit after tax / Net Investment	Net Profit after tax	Net Investment= Net Equity	50878.06	35294.00	34151.93	35294.00	1.44	0.97	48.98%	Due to increase in net profit after tax, this ratio increased.



Rajesh Suryakant Chawda
 Director
 (DIN: 06404199)

Anuradha Sonthalia
 Director
 (DIN: 05336077)

Note: 9

PROPERTY, PLANT & EQUIPMENTS & INTANGIBLE ASSETS

(i) PROPERTY, PLANT & EQUIPMENTS

(Rupees in Hundreds)

Sl. No.	Description	GROSS BLOCK				DEPRECIATION					NET BLOCK	
		As at 01.04.2022	Addition	Discard of Assets	As on 31.03.2023	As at 01.04.2022	For the Year	Discard of Assets	Deductions/ Adjustments	Upto 31.03.2023	As on 31.03.2023	As on 31.03.2022
1	Furniture & Fixtures	5964.70	190.50	-	6155.20	4231.14	454.66	-	-	4685.80	1469.40	1733.56
2	Computer & Laptops	7643.96	2399.14	-	10043.11	7353.07	659.80	-	-	8012.87	2030.24	290.90
3	TVS Moped	342.00	.00	-	342.00	300.00	10.87	-	-	310.87	31.13	42.00
4	Office Equipment	2718.50	887.99	-	3606.49	1954.45	379.04	-	-	2333.49	1273.00	764.05
5	Air Conditioner	2244.37	.00	-	2244.37	1962.53	127.03	-	-	2089.56	154.81	281.84
6	Motor Car	40155.96	10928.93	-	51084.89	26866.87	4266.87	-	-	31133.74	19951.15	13289.09
7	Motor Cycle	290.08	709.76	-	999.84	171.78	122.26	-	-	294.04	705.80	118.30
8	Welding Machine	5156.30	2850.00	-	8006.30	1334.28	942.77	-	-	2277.05	5729.25	3822.02
	Total	64515.87	17966.33	-	82482.20	44174.11	6963.30	-	-	51137.41	31344.79	20341.76
	Previous Year	63367.39	1148.49	-	64515.87	35895.62	8278.49	-	-	44174.11	20341.76	27471.76

(ii) INTANGIBLE ASSETS

Sl. No.	Description	GROSS BLOCK				DEPRECIATION					NET BLOCK	
		As at 01.04.2022	Addition	Discard of Assets	As on 31.03.2023	As at 01.04.2022	For the Year	Discard of Assets	Deductions/ Adjustments	Upto 31.03.2023	As on 31.03.2023	As on 31.03.2022
1	Intangible Assets	51463.47	-	-	51463.47	2573.17	2573.17	-	-	5146.34	46317.13	48890.30
	Total	51463.47	-	-	51463.47	2573.17	2573.17	-	-	5146.34	46317.13	48890.30
	Previous Year	-	51463.47	-	51463.47	-	2573.17	-	-	2573.17	48890.30	-



(Handwritten Signature)

Rajesh Suryakant Chawda
Director
(DIN: 06404199)

Anuradha Sonthalia
Anuradha Sonthalia
Director
(DIN: 05336077)

Shree Sahajands Automeck Private Limited

Notes on Financial Statements for the Year ended 31st March, 2023

(iii) CAPITAL WORK IN PROGRESS

Sl. No.	Description	As at 01.04.2022	Addition	Put to Use	As on 31.03.2023	As on 31.03.2023	As on 31.03.2022
1	Plant Shed & Buidling at Adityapur	15220.45	61069.56	-	76290.01	76290.01	15220.45
2	Leasehold Land at JIADA	27847.25	-	-	27847.25	27847.25	27847.25
3	Electrical Installation WIP	-	1639.31	-	1639.31	1639.31	-
4	Plant and Machinery WIP	-	2225.18	-	2225.18	2225.18	-
	Total	43067.70	64934.05	-	108001.74	108001.74	43067.70
	Previous Year	28267.25	14800.45	-	43067.70	43067.70	28267.25

Ageing of capital work-in-progress is as below:

As At March 31, 2023

(Rupees in Hundreds)

Description	Amount in Capital work in progress for period of				Total
	Less than 1 year	1-2 years	2-3 years	More than 3 years	
.- Projects in Progress	64934.05	14800.45	28267.25	-	108001.74
.- Projects temporarily suspended	-	-	-	-	-
	64934.05	14800.45	28267.25	-	108001.74

As At March 31, 2022

(Rupees in Hundreds)

Description	Amount in Capital work in progress for period of				Total
	Less than 1 year	1-2 years	2-3 years	More than 3 years	
.- Projects in Progress	14800.45	28267.25	-	-	43067.70
.- Projects temporarily suspended	-	-	-	-	-
	14800.45	28267.25	-	-	43067.70



Rajesh Suryakant Chawda
Director
(DIN: 06404199)

Anuradha Sonthalia
Anuradha Sonthalia
Director
(DIN: 05336077)